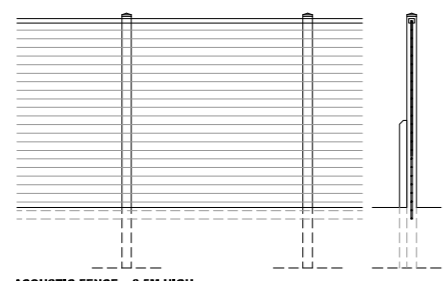




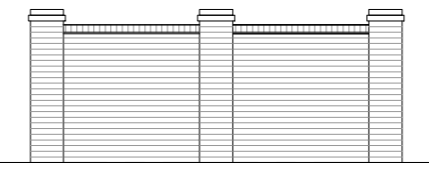
1:200

- KEY**
- FACING MATERIALS**
- BIRTLEY BUFF FACING BRICK TO SINGLE ST ELEMENTS
  - NATURAL STONE FACING MATERIAL TO 2 ST ELEMENTS
  - NATURAL SLATE ROOF
  - SANDTOFT CONCRETE SHIRE TILE (RUSTIC RED)
- BOUNDARY TYPE**
- FEATURE WALL WITH SIGNAGE (SEE ELEVATIONS)
  - BRICKWORK WALL - 1.8M HIGH
  - BRICKWORK WALL - 0.9 M HIGH
  - ACOUSTIC FENCE (SEE DETAIL)
  - ESTATE RAIL 0.9M
  - HEDGE PLANTING 0.6M HIGH
- REFER TO BOUNDARY DRAWING FOR DETAILS
- NOTE**
- ALL BOUNDARY WALLS TO BE BIRTLEY BUFF



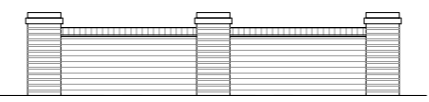
**ACOUSTIC FENCE - 2.5M HIGH**

2500mm high 100x100 posts, with 60 x 60mm steel spur posts with 139 x 20 mm hit acoustic T and G board, horizontal capping rail rail with nominal gaps under fencing due to ground levels.



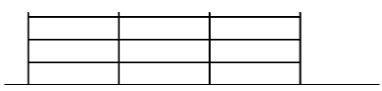
**MASONRY WALL - 1.8M HIGH**

1800mm high, 215mm thick brick wall with brick on edge coping on. First 2 courses above GL in engineering brick to form dpc, 440x 440mm brick pillars with corbel brickwork cap and coping.



**MASONRY WALL - 0.9M HIGH**

900mm high, 215mm thick brick wall with brick on edge coping on. First 2 courses above GL in engineering brick to form dpc, 440x 440mm brick pillars with corbel brickwork cap and coping.



**BOUNDARY TYPE 3**

900 mm high Metal Estate Railing

1:50

Rev	Description	Drawn	Date	Checked	Date
C	EXTERNAL WATERBANK CHANGE UNIT # INCREASE IN SIZE. ELEVATIONS TO ONE FLOOR LEVEL	ST	06.02.24		
B	ROOF COVERING CHANGED ON TWO STOREY ELEMENTS	ST	02.07.24		
A	ENTRANCE REVISOR TO ALLOW BERTLEY BUFF FROM FACING BRICK AND HEDGING BY REVISION TO ALLOW TRACKING OF REFUSE VEHICLES AND LANDSCAPE ADJUSTED TO SITE.	ST	05.04.24		

**PLANNING**

job / client  
WYNYARD PARK - SOUTH  
CAMERON HALL DEVELOPMENTS

drawing title  
SITE PLAN

FACING MATERIALS - BOUNDARY TYPES

project no.	drawing no.	revision	date
CPT-320	PL 10	C	05.02.24

scale  
1:200 / 1:50

drawn by	sheet size
ST	A1

320J  
Mycoral Way  
Team Valley Trading Estate  
Gateshead  
NE11 0RT

0191 - 4661611  
info@cpt-group.co.uk

